

Membership Statistical Highlights
December 2009



Membership Numbers

- **Membership = 142,871 members**
 - **Membership Decrease = net loss of 1,516 members from November 2009** ↓
 - **Regular membership decreased by 602** ↓
 - **Student membership decreased by 1,098** ↓
 - **As compared to December 2005, membership is down by 5,650** ↓
 - **As compared to December 2008, membership is down by 1,363** ↓
 - **Reduced Permanent* Increase = 74 members as compared to November 2009**
 - **This category has grown consistently in the past 5 years** ↓
 - **Since 2005, 3,274 have been added to this category**
- **Reduced Temporary* decreased slightly from 4,471 in November to 4,402 in December**
- **Membership mix**
 - **69.2% regular, 10.4% student, 8.8% transitional, 7.7% reduced permanent, 3.1% reduced temporary, and the remaining 0.8% are associate or other**
 - **The majority of new members are students (70.0%) and regular (27.8%)**
 - **Less new members joined this month 780, as compared to 954 in November 2008**
- **Year-over-Year Comparison**
 - **December 2009 membership numbers of 142,871 are 1,363 members lower than December 2008**
- **Renewals**
 - **Less members renewed this month 8,036, as compared to 8,563 in 2008** ↓
- **Suspensions**
 - **3,034 members suspended this month, which is a slight increase from November 2009 when 2,938 suspended, and a significant increase from October 2009 when 2,055 suspended. Compared to the last 5 years, the number represents a decrease in suspensions. In December 2005 there were 3,347, as compared to 3,034. However membership numbers in 2005 were significantly higher at 148,521.**


***Reduced Permanent = GOLD and Retired (RET) members**

Reduced Temporary = Unemployed (UNEMP) and Reduced Income (REDIN) members

Icon Legend

 = Positive news as compared to prior year/month  = Negative news as compared to prior year/month

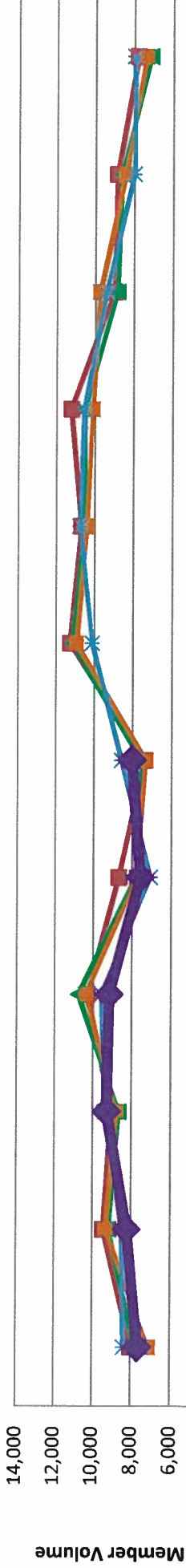
Total Active Member Volume 5-Year Comparison



| Year | July | August | September | October | November | December | January | February | March | April | May | June |
|-----------|---------|---------|-----------|---------|----------|----------|---------|----------|---------|---------|---------|---------|
| 2005-2006 | 149,744 | 149,943 | 150,738 | 150,931 | 150,168 | 148,521 | 148,434 | 149,342 | 150,196 | 149,621 | 149,340 | 148,401 |
| 2006-2007 | 147,675 | 147,791 | 148,695 | 148,582 | 147,494 | 146,017 | 146,028 | 146,592 | 147,297 | 146,763 | 146,380 | 145,382 |
| 2007-2008 | 144,735 | 144,901 | 145,448 | 145,613 | 144,686 | 143,230 | 143,425 | 144,576 | 145,441 | 145,683 | 145,434 | 144,606 |
| 2008-2009 | 143,895 | 143,865 | 145,581 | 146,159 | 145,117 | 144,234 | 143,877 | 144,968 | 146,112 | 146,186 | 145,785 | 145,002 |
| 2009-2010 | 144,214 | 144,208 | 145,391 | 145,679 | 144,387 | 142,871 | | | | | | |


Member Activity 5-Year Comparison

Total Renewing Members



| Year | July | August | September | October | November | December | January | February | March | April | May | June |
|-----------|-------|--------|-----------|---------|----------|----------|---------|----------|--------|-------|-------|-------|
| 2005-2006 | 7,996 | 9,446 | 9,045 | 10,300 | 8,686 | 7,365 | 11,271 | 10,696 | 11,243 | 9,013 | 8,864 | 7,804 |
| 2006-2007 | 7,824 | 9,183 | 8,664 | 10,769 | 7,820 | 7,550 | 11,154 | 10,521 | 10,547 | 8,843 | 8,627 | 7,129 |
| 2007-2008 | 7,110 | 9,338 | 8,808 | 10,398 | 7,769 | 7,319 | 10,947 | 10,419 | 10,132 | 9,757 | 8,445 | 7,387 |
| 2008-2009 | 8,376 | 8,506 | 9,373 | 9,591 | 7,061 | 8,563 | 10,113 | 10,774 | 10,579 | 9,408 | 7,991 | 7,977 |
| 2009-2010 | 7,669 | 8,236 | 9,288 | 9,175 | 7,583 | 8,036 | | | | | | |

Total New Members

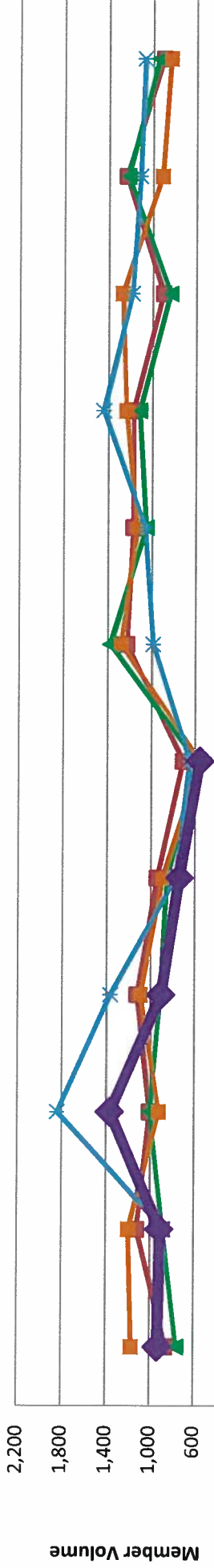


| Year | July | August | September | October | November | December | January | February | March | April | May | June |
|-----------|-------|--------|-----------|---------|----------|----------|---------|----------|-------|-------|-------|-------|
| 2005-2006 | 1,183 | 1,625 | 1,981 | 1,420 | 1,161 | 839 | 1,725 | 1,686 | 1,892 | 1,576 | 1,558 | 1,176 |
| 2006-2007 | 1,204 | 1,576 | 2,023 | 1,311 | 1,109 | 769 | 1,699 | 1,505 | 1,711 | 1,745 | 1,475 | 1,288 |
| 2007-2008 | 1,091 | 1,464 | 1,829 | 1,424 | 1,076 | 799 | 1,715 | 1,845 | 1,782 | 1,888 | 1,558 | 1,064 |
| 2008-2009 | 1,132 | 1,323 | 2,060 | 1,419 | 1,036 | 851 | 1,689 | 1,769 | 1,885 | 1,921 | 1,491 | 1,144 |
| 2009-2010 | 1,141 | 1,476 | 1,870 | 1,405 | 954 | 780 | | | | | | |

Note: May 2009 - August 2009 are understated due to the post office holding mail.

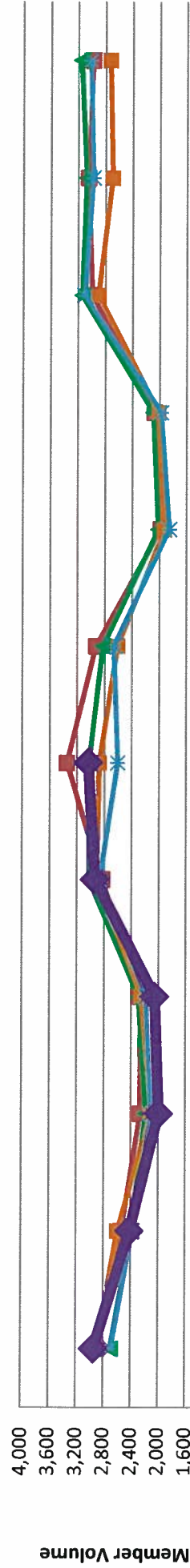
Member Activity 5-Year Comparison

Total Reinstating Members



| | July | August | September | October | November | December | January | February | March | April | May | June |
|-----------|-------|--------|-----------|---------|----------|----------|---------|----------|-------|-------|-------|-------|
| 2005-2006 | 857 | 1,116 | 1,003 | 1,124 | 941 | 708 | 1,223 | 1,170 | 1,173 | 900 | 1,237 | 901 |
| 2006-2007 | 755 | 885 | 1,004 | 910 | 851 | 586 | 1,380 | 1,051 | 1,115 | 834 | 1,225 | 943 |
| 2007-2008 | 1,163 | 1,194 | 922 | 1,092 | 892 | 552 | 1,282 | 1,136 | 1,239 | 1,276 | 913 | 835 |
| 2008-2009 | 902 | 873 | 1,839 | 1,368 | 773 | 647 | 985 | 1,061 | 1,444 | 1,184 | 1,111 | 1,072 |
| 2009-2010 | 928 | 911 | 1,367 | 903 | 740 | 553 | | | | | | |

Total Suspended Members

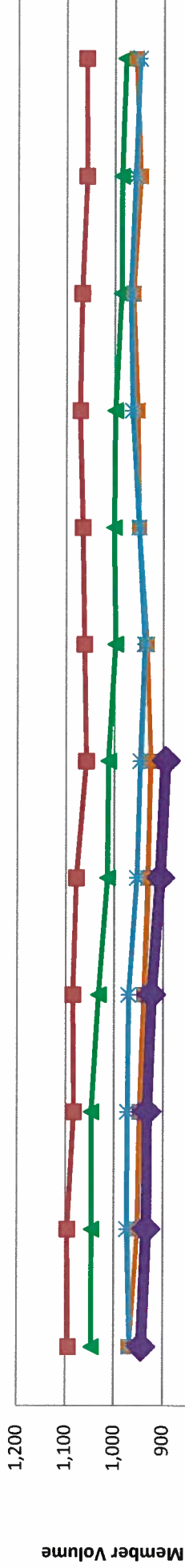


| | July | August | September | October | November | December | January | February | March | April | May | June |
|-----------|-------|--------|-----------|---------|----------|----------|---------|----------|-------|-------|-------|-------|
| 2005-2006 | 2,895 | 2,535 | 2,259 | 2,267 | 2,830 | 3,347 | 2,924 | 1,982 | 2,075 | 2,994 | 3,050 | 2,984 |
| 2006-2007 | 2,695 | 2,397 | 2,187 | 2,296 | 3,023 | 3,022 | 2,825 | 2,018 | 2,094 | 3,139 | 3,075 | 3,154 |
| 2007-2008 | 2,900 | 2,591 | 2,107 | 2,259 | 2,908 | 2,876 | 2,611 | 1,928 | 2,014 | 2,904 | 2,697 | 2,731 |
| 2008-2009 | 2,687 | 2,377 | 2,108 | 2,183 | 2,863 | 2,606 | 2,665 | 1,854 | 1,976 | 3,101 | 2,976 | 3,015 |
| 2009-2010 | 2,941 | 2,419 | 1,993 | 2,055 | 2,938 | 3,034 | | | | | | |

Note: May 2009 - August 2009 are understated due to the post office holding mail.

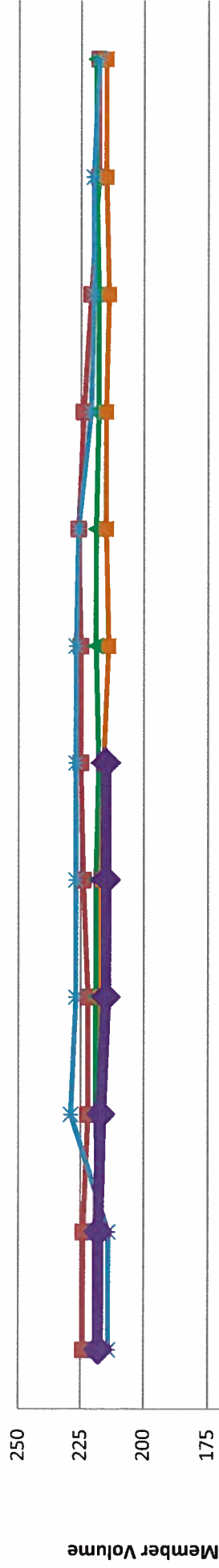
Active Member Volume by Category 5-Year Comparison

Associate Member



| Year | July | August | September | October | November | December | January | February | March | April | May | June |
|-----------|-------|--------|-----------|---------|----------|----------|---------|----------|-------|-------|-------|-------|
| 2005-2006 | 1,094 | 1,096 | 1,083 | 1,085 | 1,078 | 1,058 | 1,062 | 1,066 | 1,072 | 1,068 | 1,058 | 1,059 |
| 2006-2007 | 1,046 | 1,046 | 1,047 | 1,032 | 1,014 | 1,012 | 998 | 1,001 | 999 | 987 | 986 | 978 |
| 2007-2008 | 969 | 952 | 948 | 939 | 931 | 926 | 934 | 950 | 954 | 963 | 948 | 957 |
| 2008-2009 | 968 | 974 | 973 | 971 | 954 | 947 | 938 | 950 | 964 | 968 | 958 | 949 |
| 2009-2010 | 944 | 934 | 933 | 924 | 906 | 895 | | | | | | |

Other Member

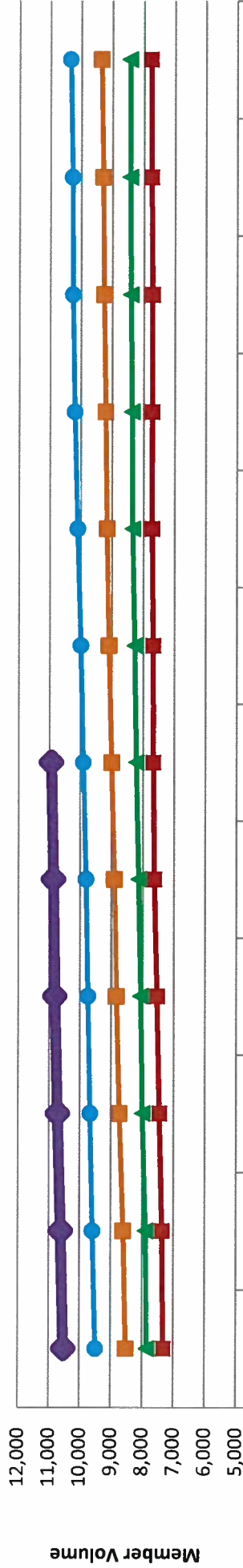


| Year | July | August | September | October | November | December | January | February | March | April | May | June |
|-----------|------|--------|-----------|---------|----------|----------|---------|----------|-------|-------|-----|------|
| 2005-2006 | 224 | 224 | 222 | 222 | 224 | 225 | 225 | 226 | 224 | 221 | 218 | 218 |
| 2006-2007 | 218 | 218 | 219 | 219 | 219 | 218 | 219 | 219 | 218 | 218 | 219 | 219 |
| 2007-2008 | 218 | 218 | 217 | 217 | 217 | 216 | 214 | 215 | 215 | 214 | 215 | 215 |
| 2008-2009 | 214 | 214 | 229 | 227 | 227 | 227 | 227 | 226 | 221 | 220 | 220 | 218 |
| 2009-2010 | 218 | 218 | 217 | 215 | 215 | 215 | | | | | | |

Note: May 2009 - August 2009 are understated due to the post office holding mail.

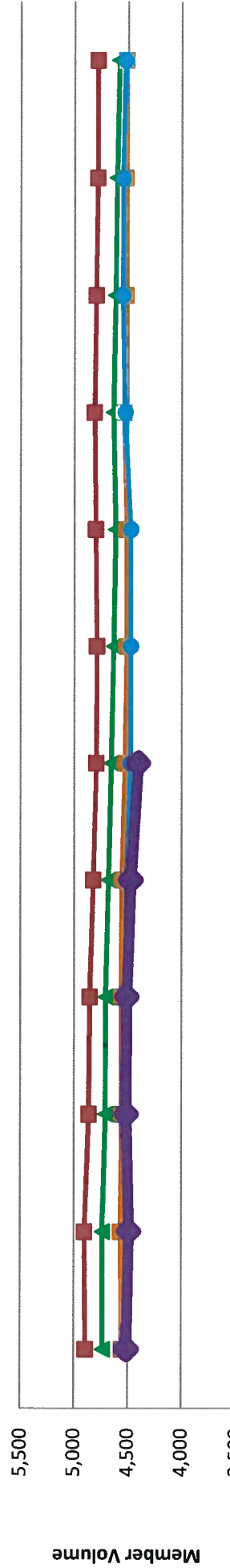
Active Member Volume by Category 5-Year Comparison

Reduced Permanent Member



| | July | August | September | October | November | December | January | February | March | April | May | June |
|-----------|--------|--------|-----------|---------|----------|----------|---------|----------|--------|--------|--------|--------|
| 2005-2006 | 7,315 | 7,358 | 7,444 | 7,533 | 7,624 | 7,668 | 7,679 | 7,720 | 7,723 | 7,722 | 7,754 | 7,772 |
| 2006-2007 | 7,847 | 7,888 | 7,992 | 8,055 | 8,129 | 8,208 | 8,263 | 8,339 | 8,365 | 8,409 | 8,427 | 8,439 |
| 2007-2008 | 8,514 | 8,600 | 8,729 | 8,830 | 8,904 | 8,997 | 9,094 | 9,161 | 9,212 | 9,268 | 9,305 | 9,362 |
| 2008-2009 | 9,489 | 9,591 | 9,668 | 9,747 | 9,812 | 9,909 | 9,993 | 10,102 | 10,200 | 10,271 | 10,282 | 10,351 |
| 2009-2010 | 10,522 | 10,612 | 10,720 | 10,813 | 10,868 | 10,942 | | | | | | |

Reduced Temporary Member

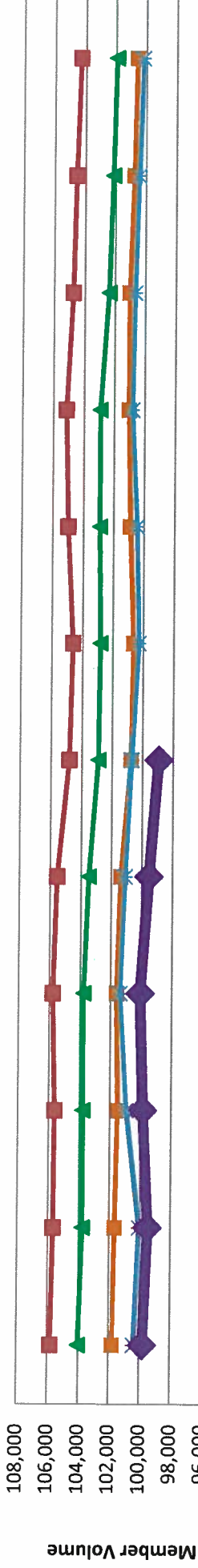


| | July | August | September | October | November | December | January | February | March | April | May | June |
|-----------|-------|--------|-----------|---------|----------|----------|---------|----------|-------|-------|-------|-------|
| 2005-2006 | 4,894 | 4,903 | 4,862 | 4,856 | 4,822 | 4,795 | 4,791 | 4,802 | 4,814 | 4,800 | 4,786 | 4,783 |
| 2006-2007 | 4,734 | 4,738 | 4,708 | 4,706 | 4,680 | 4,655 | 4,633 | 4,615 | 4,635 | 4,617 | 4,602 | 4,581 |
| 2007-2008 | 4,553 | 4,566 | 4,554 | 4,560 | 4,555 | 4,527 | 4,513 | 4,514 | 4,538 | 4,522 | 4,523 | 4,516 |
| 2008-2009 | 4,493 | 4,499 | 4,512 | 4,520 | 4,515 | 4,478 | 4,475 | 4,476 | 4,530 | 4,549 | 4,546 | 4,527 |
| 2009-2010 | 4,509 | 4,488 | 4,512 | 4,507 | 4,471 | 4,402 | | | | | | |

Note: May 2009 - August 2009 are understated due to the post office holding mail.

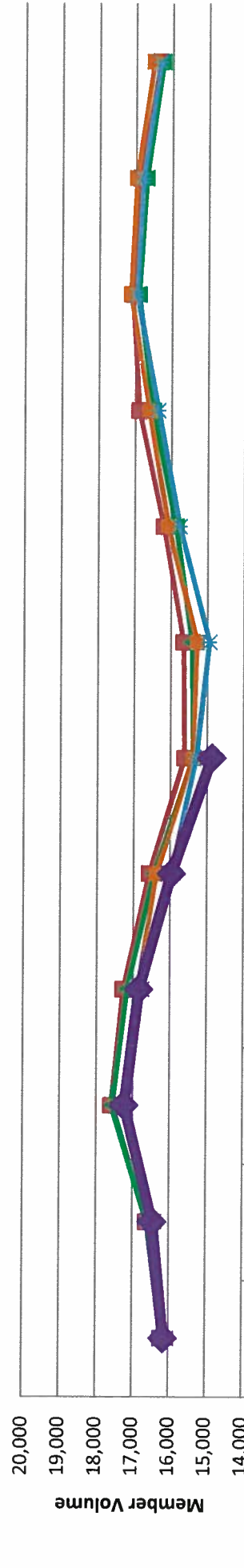
Active Member Volume by Category 5-Year Comparison

Regular Member



| | July | August | September | October | November | December | January | February | March | April | May | June |
|-----------|---------|---------|-----------|---------|----------|----------|---------|----------|---------|---------|---------|---------|
| 2005-2006 | 105,806 | 105,652 | 105,613 | 105,771 | 105,544 | 104,809 | 104,622 | 104,995 | 105,157 | 104,757 | 104,573 | 104,310 |
| 2006-2007 | 104,015 | 103,765 | 103,784 | 103,773 | 103,482 | 102,898 | 102,812 | 102,894 | 102,909 | 102,369 | 102,124 | 101,922 |
| 2007-2008 | 101,765 | 101,639 | 101,480 | 101,594 | 101,367 | 100,746 | 100,632 | 100,898 | 101,032 | 101,034 | 100,762 | 100,592 |
| 2008-2009 | 100,382 | 100,048 | 100,928 | 101,383 | 101,091 | 100,696 | 100,285 | 100,451 | 100,805 | 100,665 | 100,443 | 100,180 |
| 2009-2010 | 99,791 | 99,485 | 99,843 | 100,052 | 99,529 | 98,927 | | | | | | |

Student Member




| | July | August | September | October | November | December | January | February | March | April | May | June |
|-----------|--------|--------|-----------|---------|----------|----------|---------|----------|--------|--------|--------|--------|
| 2005-2006 | 16,206 | 16,612 | 17,586 | 17,263 | 16,560 | 15,610 | 15,647 | 16,202 | 16,884 | 17,080 | 16,867 | 16,335 |
| 2006-2007 | 16,189 | 16,605 | 17,558 | 17,163 | 16,428 | 15,378 | 15,416 | 15,863 | 16,500 | 16,905 | 16,705 | 16,256 |
| 2007-2008 | 16,041 | 16,430 | 17,183 | 16,858 | 16,362 | 15,374 | 15,272 | 16,073 | 16,603 | 17,130 | 16,976 | 16,500 |
| 2008-2009 | 16,163 | 16,398 | 17,193 | 16,756 | 15,970 | 15,289 | 14,938 | 15,762 | 16,361 | 16,956 | 16,797 | 16,319 |
| 2009-2010 | 16,139 | 16,448 | 17,221 | 16,830 | 15,956 | 14,858 | | | | | | |

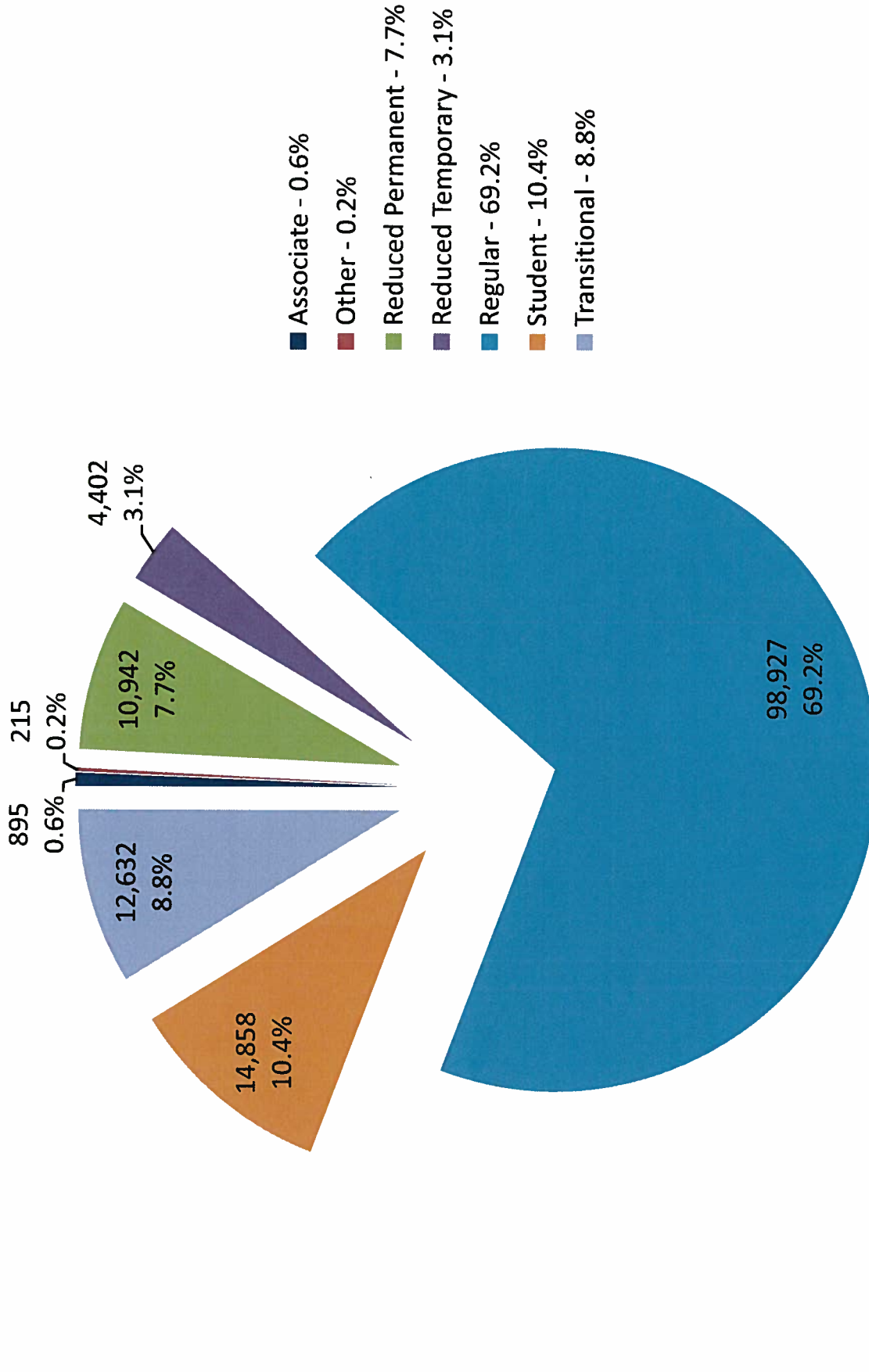
Note: May 2009 - August 2009 are understated due to the post office holding mail.

Active Member Volume by Category 5-Year Comparison

Transitional Member



Total Active Member Volume by Category December 2009



Activity by Member Category December 2009

Renew

| Category | Member Volume |
|---------------|---------------|
| Associate | 28 |
| Other | 0 |
| Reduced Perm. | 1,175 |
| Reduce Temp. | 294 |
| Regular | 5,901 |
| Student | 211 |
| Transitional | 427 |
| Total | 8,036 |

New

| Category | Member Volume |
|---------------|---------------|
| Associate | 17 |
| Other | 0 |
| Reduced Perm. | 0 |
| Reduce Temp. | 0 |
| Regular | 217 |
| Student | 546 |
| Transitional | 0 |
| Total | 780 |

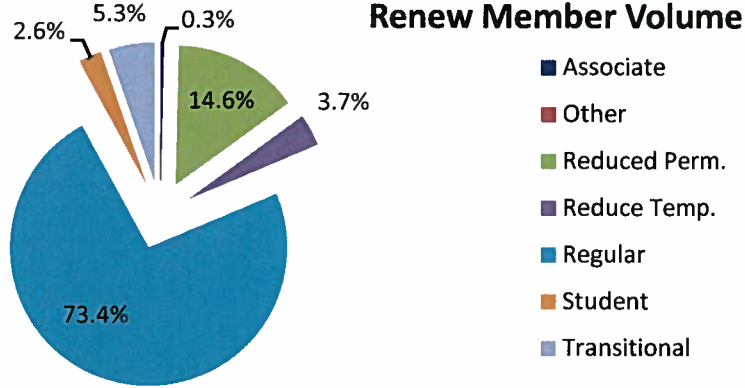
Reinstate

| Category | Member Volume |
|---------------|---------------|
| Associate | 2 |
| Other | 0 |
| Reduced Perm. | 21 |
| Reduce Temp. | 6 |
| Regular | 454 |
| Student | 57 |
| Transitional | 13 |
| Total | 553 |

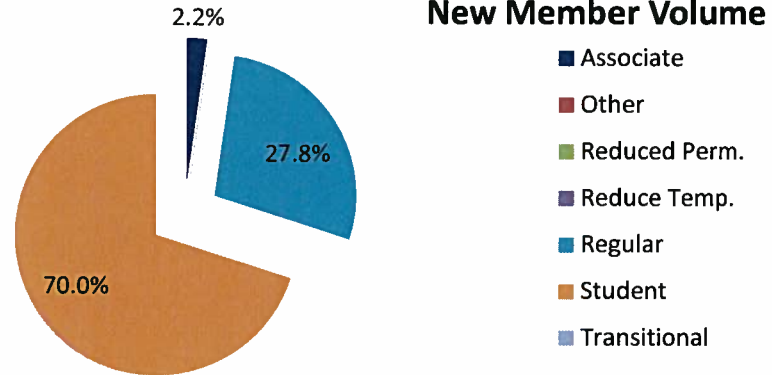
Suspend

| Category | Member Volume |
|---------------|---------------|
| Associate | 30 |
| Other | 1 |
| Reduced Perm. | 55 |
| Reduce Temp. | 40 |
| Regular | 1,587 |
| Student | 443 |
| Transitional | 878 |
| Total | 3,034 |

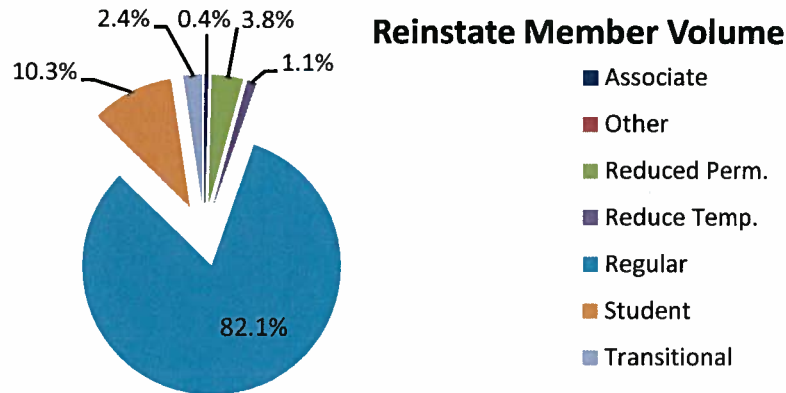
Renew Member Volume



New Member Volume



Reinstate Member Volume



Suspend Member Volume

